

Alliteration Café

Make sure you've done some examples of alliteration with your child before you do this activity so they are familiar with the idea.

Pretend to be the owner of a café and tell your child that they are going to play a customer. The rules of the café are that when you order food you will only be served if you use alliteration to describe the food. It's probably a good idea to give an example first so your child understands what they need to do.

We've included some pictures of foods with examples of alliterations below. You could cut these out and fold back the example descriptions. Alternatively, you could use toy food items.

You and your child might be able to think of some extra examples. Perhaps you could cut out pictures of food items from magazines or the free recipes leaflets you can sometimes get from supermarkets.


Examples:




Sizzling Sausages



Jiggling Jelly



Delicious Doughnuts




Squiggly Spaghetti




Alliteration Café



Crumbly Cookie
or
Broken Biscuit



Crunchy Carrots




Mouth-watering
Melon




Smelly Sprouts




Alliteration Café




Tasty Tomato



Brown Bread



Pumpkin Pie



French Fries
or
Chunky Chips

