

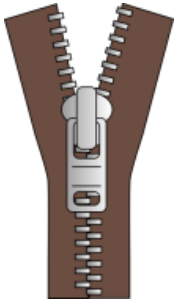



## Segmenting CVC Words – Ending Sounds

Ask your child to say the word represented by each picture and then ask them to segment the sounds in each word. Next, cut out the letters at the bottom and stick them into the the correct place.

	<b>h</b>	<b>a</b>	
	<b>c</b>	<b>u</b>	
	<b>z</b>	<b>i</b>	
	<b>p</b>	<b>a</b>	

p

t

n

p

